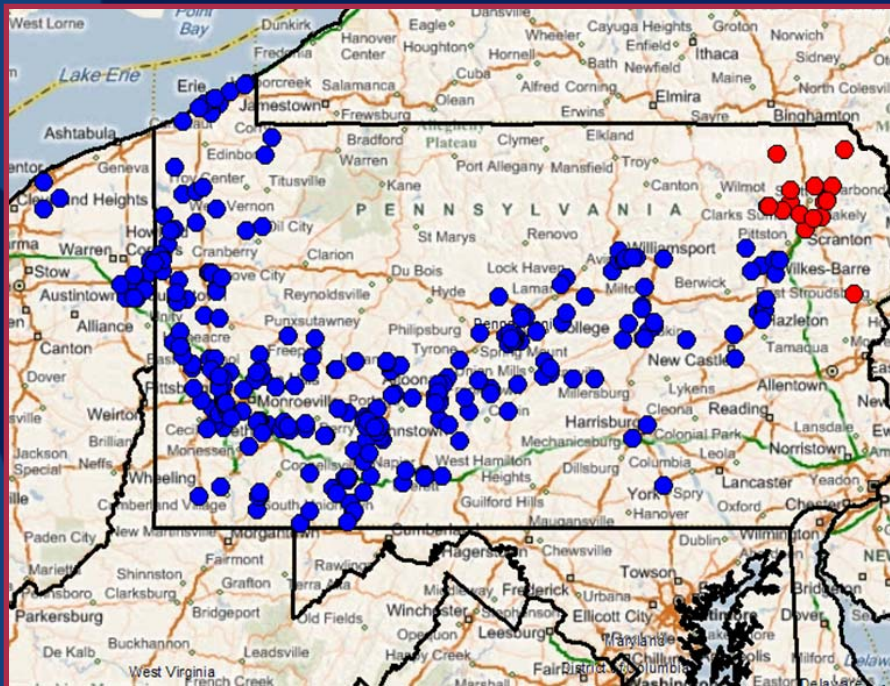


F.N.B. Corporation

**Announces Agreement to Acquire
Comm Bancorp, Inc.**

August 9, 2010

Strategic Rationale



- F.N.B. Corporation (223 branches)
- Comm Bancorp, Inc (15 branches)

- Natural market extension into Northeastern Pennsylvania
 - Accretive demographics
 - Enhances market share in Scranton-Wilkes-Barre MSA
- Lucrative Marcellus Shale area
- Opportunities to leverage core strengths in commercial and consumer banking
- Financially attractive
 - Immediately accretive to EPS (excl. one-time costs)
 - Greater than 20% IRR
 - 1.31x TBV
 - 3.3% core deposit premium¹

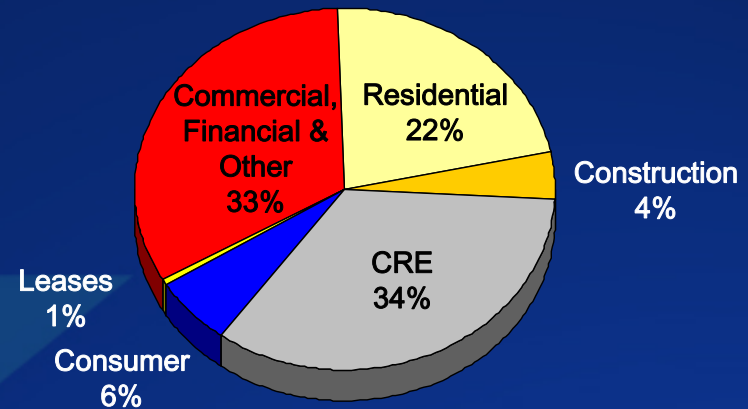
(1) Defined as Total Deposits less Jumbo CDs.



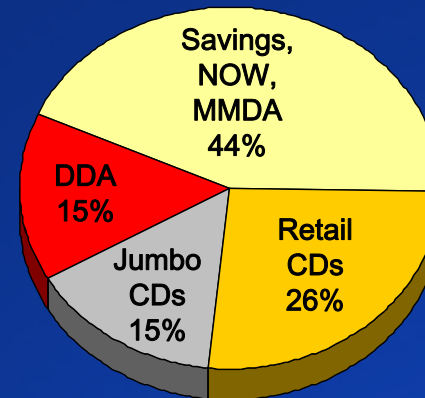
Traditional Community Bank

- \$642 million in assets
 - \$465 million in loans
 - \$577 million in deposits
- Good capital levels
 - 8.31% TCE / TA
 - 10.40% Tier 1
 - 13.29% Total Capital
- Manageable credit quality
 - 3.89% NPAs / Assets
 - 3.21% LLR / Gross Loans

Loan Composition (06/30/10)



Deposit Composition (06/30/10)





Detailed Due Diligence Process

- Comprehensive review of all operations and business lines
 - Cost savings of 26%, net of identified needs for additional resources
 - Revenue synergies identified but not assumed
- Extensive credit review
 - 67% of \$330 million in commercial loans were reviewed (61% of C&I, 72% of CRE)
 - All criticized loans over \$100,000 were reviewed
 - Credit mark based on very conservative estimates of credit losses for both performing and non-performing loans
 - Federal Reserve exam of Comm Bancorp, Inc. in 2009 resulted in \$7.0 million increase of the allowance for loan losses to \$15 million as of 6/30/2010
 - Identified additional credit mark of \$15 million (pre-tax) and reflected in pricing of transaction



Transaction Overview

Consideration:	3.4545 shares of FNB plus \$10.00 in cash per share of Comm Bancorp, Inc. (75% stock / 25% cash)
Deal Value and Pricing:	Approximately \$70 million; 1.31x TBV
Detailed Due Diligence:	Completed
Closing Condition:	Comm Bancorp Inc.'s Delinquent Loans must be less than \$65 million
Required Approvals:	Customary regulatory and shareholder approvals
Expected Closing:	Late Q4 2010



Pro Forma Financial Impact

➤ Assumptions:

- Cost savings of \$4.4 million, phased-in 80% in 2011 and 100% afterwards
- CDI of \$6.7 million, amortized sum-of-the-years digits over 10 years; Goodwill of \$23 million
- One-time costs of \$6.5 million (pre-tax)
- 5.95 million shares issued to fund acquisition

➤ Earnings Impact¹:

- 2011 EPS accretion of 2.4% (excluding one-time charges)

➤ Capital Position including after-tax impact of one-time costs and credit mark of \$30 million (\$15 million net of current LLR):

	As of 6.30.2010	Projected At Close 12.31.2010 ¹	Difference
TCE / TA	5.97%	5.77%	-20 bps
Tier 1 Capital	11.30%	10.89%	-41 bps
Total Capital	12.80%	12.44%	-36 bps
TBV per share	\$4.31	\$4.34	\$0.03

➤ TCE / TA earned back over less than 12 months, Total Capital earned back in less than 18 months

(1) FNB standalone earnings and capital projections based on consensus estimates.